



51311B

Third B.P.Th. (2012) Examination, Winter 2018
SURGERY (Orthopaedics) – II

Total Duration : 2 Hours

Total Marks : 40

- Instructions :**
- 1) Use **blue/black** ball point pen only.
 - 2) **Do not** write anything on the **blank portion of the question paper**. If written anything, such type of act will be considered as an attempt to **resort to unfair means**.
 - 3) **All questions are compulsory**.
 - 4) The number to the **right** indicates **full marks**.
 - 5) Draw diagrams **wherever necessary**.
 - 6) Distribution of syllabus in Question Paper is only meant to cover entire syllabus within the stipulated frame. The Question paper pattern is a mere guideline. Questions can be asked from any paper's syllabus into any question paper. Students cannot claim that the Question is out of syllabus. As it is only for the placement sake, the distribution has been done.
 - 7) **Use** a common answerbook for **all** Section.

1. Short answer question (**any five** out of six) :


(5×3=15)

- a) Enumerate the causes of Avascular necrosis of femoral head.
- b) Plantar fasciitis.
- c) Bohler Brown splint.
- d) Ultrasonic stimulation in Orthopaedics.
- e) Flat foot.
- f) Tardy ulnar nerve palsy.

2. Short answer question (**any five** out of six) :

(5×5=25)

- a) Define Colles' fracture. How will you manage it ?
- b) Define Chronic osteomyelitis. How will you manage it ?
- c) Giant cell tumour.
- d) Enumerate the causes of low back pain. How will you manage acute prolapsed L4-5 disc ?
- e) Volkmann's ischaemic contracture of hand.
- f) Define nonunion of long bone. How will you manage nonunion of shaft of tibia ?



51311 B

Third B.P.Th. (2012) Examination, Summer 2018
SURGERY (Orthopaedics) – II

Total Duration : 2 Hours

Total Marks : 40

- Instructions :**
- 1) Use **blue/black** ball point pen only.
 - 2) **Do not** write anything on the **blank portion of the question paper**. If written anything, such type of act will be considered as an attempt to resort to unfair means.
 - 3) **All** questions are **compulsory**.
 - 4) The number to the **right** indicates **full** marks.
 - 5) Draw diagrams **wherever** necessary.
 - 6) Distribution of syllabus in Question Paper is only meant to cover entire syllabus within the stipulated frame. The Question paper pattern is a mere guideline. Questions can be asked from any paper's syllabus into any question paper. Students cannot claim that the Question is out of syllabus. As it is only for the placement sake, the distribution has been done.
 - 7) Use a common answerbook for **all** sections.

1. Short answer question (**any five** out of six) : (5×3=15)
 - a) Enumerate six immediate and early complications of fracture.
 - b) Define compound(open) fracture. Write classification of compound fractures.
 - c) Describe nerve conduction study.
 - d) Enumerate signs and symptoms of anterior shoulder dislocation.
 - e) Define osteoporosis. Enumerate various causes of osteoporosis.
 - f) Describe clinical features and management of Carpal tunnel syndrome.

 2. Short answer question (**any five** out of six) : (5×5=25)
 - a) Describe pathophysiology, clinical presentation and management of acute osteomyelitis in children.
 - b) Describe clinical features of tuberculosis of hip joint.
 - c) Enumerate the components of clubfoot deformity. Describe treatment of 2 months old child with clubfoot.
 - d) Describe clinical presentation and management of Lumbar canal stenosis.
 - e) Enumerate malignant bone tumours. Describe clinico radiological features and treatment of osteosarcoma.
 - f) Describe rehabilitation of patient with paraplegia.
-



51311 B

Third B.P.T.H. (2012) Examination, Winter 2017
SURGERY (ORTHOPAEDICS) – II

Total Duration : 2 Hours

Total Marks : 40

- Instructions :**
- 1) Use **blue/black** ball point pen only.
 - 2) **Do not** write anything on the **blank portion of the question paper**. If written anything, such type of act will be considered as an attempt to **resort to unfair** means.
 - 3) **All** questions are **compulsory**.
 - 4) The number to the **right** indicates **full** marks.
 - 5) Draw diagrams **wherever** necessary.
 - 6) Distribution of syllabus in Question Paper is only meant to cover entire syllabus within the stipulated frame. The Question paper pattern is a mere guideline. Questions can be asked from any paper's syllabus into any question paper. Students cannot claim that the Question is out of syllabus. As it is only for the placement sake, the distribution has been done.
 - 7) **Use** a common answerbook for **all** sections.

1. Short answer question (**any five** out of six) :


(5×3=15)

- a) Enumerate late complications of fracture.
- b) Describe clinical features and treatment of Colles' fracture.
- c) Describe classification of nerve injury.
- d) Describe causes and treatment of cubitus varus deformity.
- e) Describe Thomas test for flexion deformity of hip joint.
- f) Describe management of Pott's paraplegia.

2. Short answer question (**any five** out of six) :

(5×5=25)

- a) Describe Ponseti's method of treatment of clubfoot.
- b) Describe clinical features and treatment of cauda equina syndrome.
- c) Describe clinical features and treatment of frozen shoulder.
- d) Define osteoporosis. Describe various treatment modalities for osteoporosis.
- e) Describe clinical features and treatment of genu valgum due to rickets.
- f) Describe clinical presentation and management of Giant cell tumour of distal radius.



51311 B

Third B.P.Th. (2012) Examination, Summer 2017
SURGERY (ORTHOPAEDICS) – II

Total Duration : 2 Hours

Total Marks : 40

- Instructions :**
- 1) Use **blue/black** ball point pen only.
 - 2) **Do not** write anything on the **blank portion of the question paper**. If written anything, such type of act will be considered as an attempt to resort to unfair means.
 - 3) **All** questions are **compulsory**.
 - 4) The number to the **right** indicates **full** marks.
 - 5) Draw diagrams **wherever** necessary.
 - 6) Distribution of syllabus in Question Paper is only meant to cover entire syllabus within the stipulated frame. The Question paper pattern is a mere guideline. Questions can be asked from any paper's syllabus into any question paper. Students cannot claim that the Question is out of syllabus. As it is only for the placement sake, the distribution has been done.
 - 7) **Use** a common answer book for **all** Sections.

1. Short answer question (**any five** out of six) :

(5×3=15)

- a) Define fracture. Write causes of pathological fractures.
- b) What is sprain ? What are types of sprains ?
- c) Describe clinical features of compartment syndrome of forearm.
- d) Describe electromyography.
- e) Describe various classifications of peripheral nerve injury.
- f) Enumerate complications of Supracondylar fracture of humerus in children.

2. Short answer question (**any five** out of six) :

(5×5=25)

- a) Classify fracture neck of femur. Describe clinical features and management of intertrochanteric fracture neck of femur.
- b) Describe pathophysiology, clinical presentation and treatment of acute osteomyelitis in children.
- c) Describe clinical presentation and Ponseti's method for treatment of clubfoot.
- d) Describe clinical features and treatment of osteochondroma.
- e) Enumerate causes of low back pain. Describe clinical presentation and conservative treatment of prolapsed lumbar inter vertebral disc.
- f) What is Tennis elbow ? Describe its clinical features and treatment.



51311 B

Third B.P.Th. (2012) Examination, Winter 2016
SURGERY (ORTHOPAEDICS) – II

Total Duration : 2 Hours

Total Marks : 40

- Instructions :**
- 1) Use **blue/black** ball point pen **only**.
 - 2) **Do not** write anything on the **blank portion of the question paper**. If written anything, such type of act will be considered as an attempt to resort to unfair means.
 - 3) **All** questions are **compulsory**.
 - 4) The number to the **right** indicates **full** marks.
 - 5) Draw diagrams **wherever** necessary.
 - 6) Distribution of syllabus in Question Paper is only meant to cover entire syllabus within the stipulated frame. The Question paper pattern is a mere guideline. Questions can be asked from any paper's syllabus into any question paper. Students cannot claim that the Question is out of syllabus. As it is only for the placement sake, the distribution has been done.
 - 7) Use a common answerbook for **all** Sections.

1. Short answer question (**any five** out of six) :


(5×3=15)

- a) Enumerate symptoms and signs of fracture of long bone.
- b) Describe clinical features of compartment syndrome of forearm.
- c) Describe nerve conduction study.
- d) Describe clinical tests for diagnosis of acute anterior shoulder dislocation.
- e) Describe complications of intracapsular fracture neck femur.
- f) Describe clinical features of tuberculosis of hip joint.

2. Short answer question (**any five** out of six) :

(5×5=25)

- a) Describe treatment of Developmental dysplasia of hip in 3 months old child.
 - b) Describe clinical features and treatment of osteoclastoma.
 - c) Describe rehabilitation of patient with paraplegia.
 - d) Describe clinical and radiological features of rheumatoid arthritis.
 - e) Describe clinical presentation and management of carpal tunnel syndrome.
 - f) Describe clinical and radiological features of rickets.
-



51311 B

Third B.P.Th. (2012) Examination, Summer 2016
SURGERY (Orthopaedics) – II

Total Duration : 2 Hours

Total Marks : 40

- Instructions :**
- 1) Use **blue/black** ball point pen only.
 - 2) Do not write anything on the **blank portion of the question paper**. If written anything, such type of act will be considered as an attempt to resort to unfair means.
 - 3) **All questions are compulsory.**
 - 4) The number to the **right** indicates **full** marks.
 - 5) Draw diagrams **wherever** necessary.
 - 6) Distribution of syllabus in Question Paper is only meant to cover entire syllabus within the stipulated frame. The Question paper pattern is a mere guideline. Questions can be asked from any paper's syllabus into any question paper. Students cannot claim that the Question is out of syllabus. As it is only for the placement sake, the distribution has been done.
 - 7) **Use a common answerbook for all Sections:**

1. Short answer question (**any five** out of six) :

(5×3=15)

- a) Tennis elbow
- b) Saturday night palsy
- c) Stages of fracture healing
- d) Acute osteomyelitis
- e) Thomas splint
- f) Short wave diathermy.

2. Short answer question (**any five** out of six) :

(5×5=25)

- a) Describe clinicoradiological features of Osteogenic sarcoma. How will you manage a case of osteogenic sarcoma of distal femur in a 30 yrs. male ?
- b) Pathophysiology and management of Compartment syndrome.
- c) Describe various types of shoulder dislocation. How will you manage acute anterior shoulder dislocation ?
- d) Clinical features and management of Pott's spine.
- e) Classify fracture neck of femur. How will you manage 70 yrs. female patient having intracapsular fracture neck of femur ?
- f) Describe anatomy of Anterior cruciate ligament. Describe rehabilitation protocol in a patient of operated anterior cruciate ligament.